



POLICYOWNER WEBSITE

How to register, login and sign up
for dual authentication

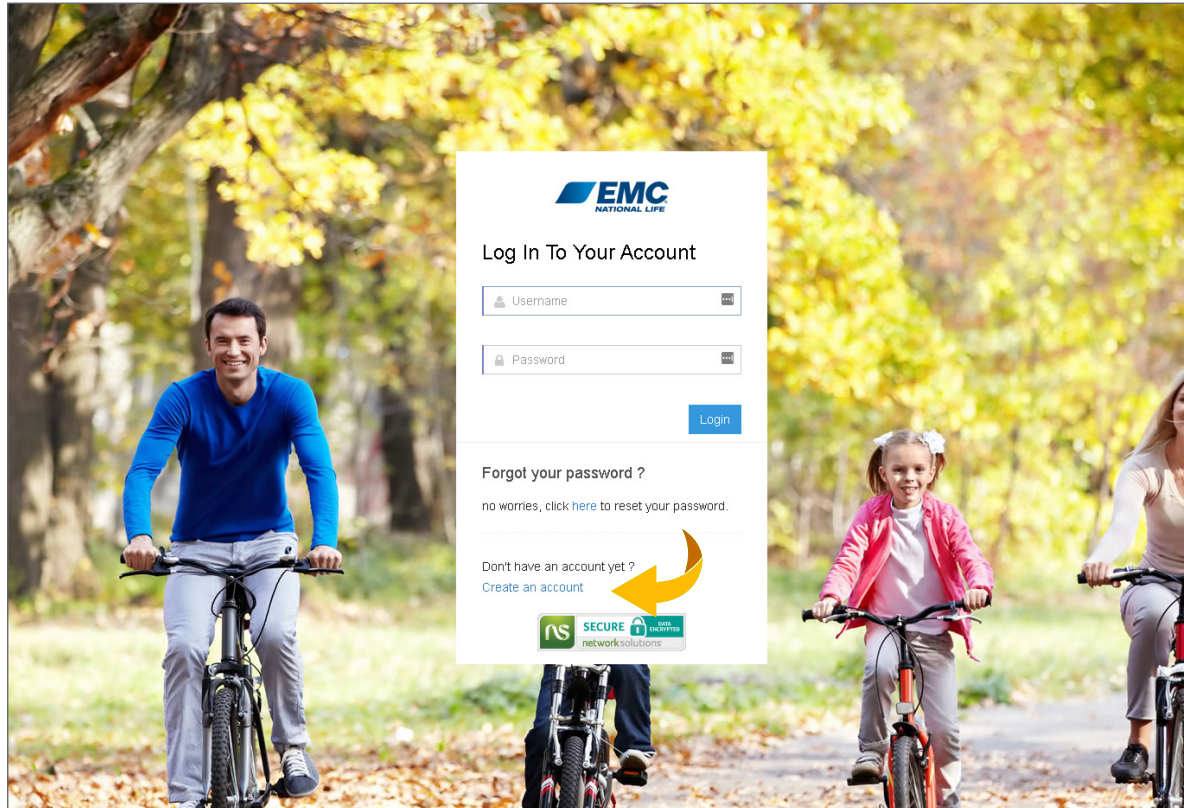
STEP 1

Go to www.EMCNationalLife.com. Navigate to **Login** on the top menu bar. Drop down to **Policyowner Login**.



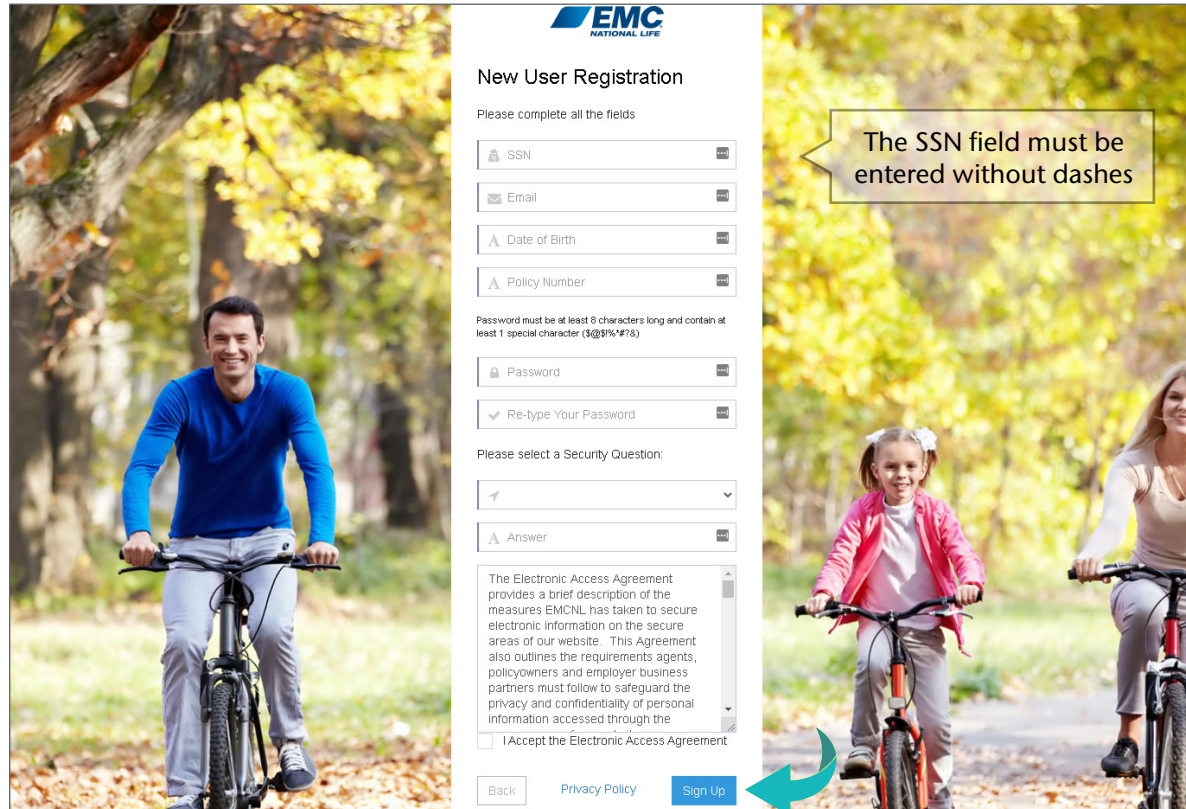
STEP 2

Click on **Create an account**.



STEP 3

Fill out the **New User Registration** form with your information.
Check mark the box next to **I Accept the Electronic Access Agreement**. Then click **Sign Up**.



EMC
NATIONAL LIFE

New User Registration

Please complete all the fields

SSN

Email

Date of Birth

Policy Number

Password must be at least 8 characters long and contain at least 1 special character (\$@!%*#1&)

Password

Re-type Your Password

Please select a Security Question:

Answer

The Electronic Access Agreement provides a brief description of the measures EMCNL has taken to secure electronic information on the secure areas of our website. This Agreement also outlines the requirements agents, policyowners and employer business partners must follow to safeguard the privacy and confidentiality of personal information accessed through the

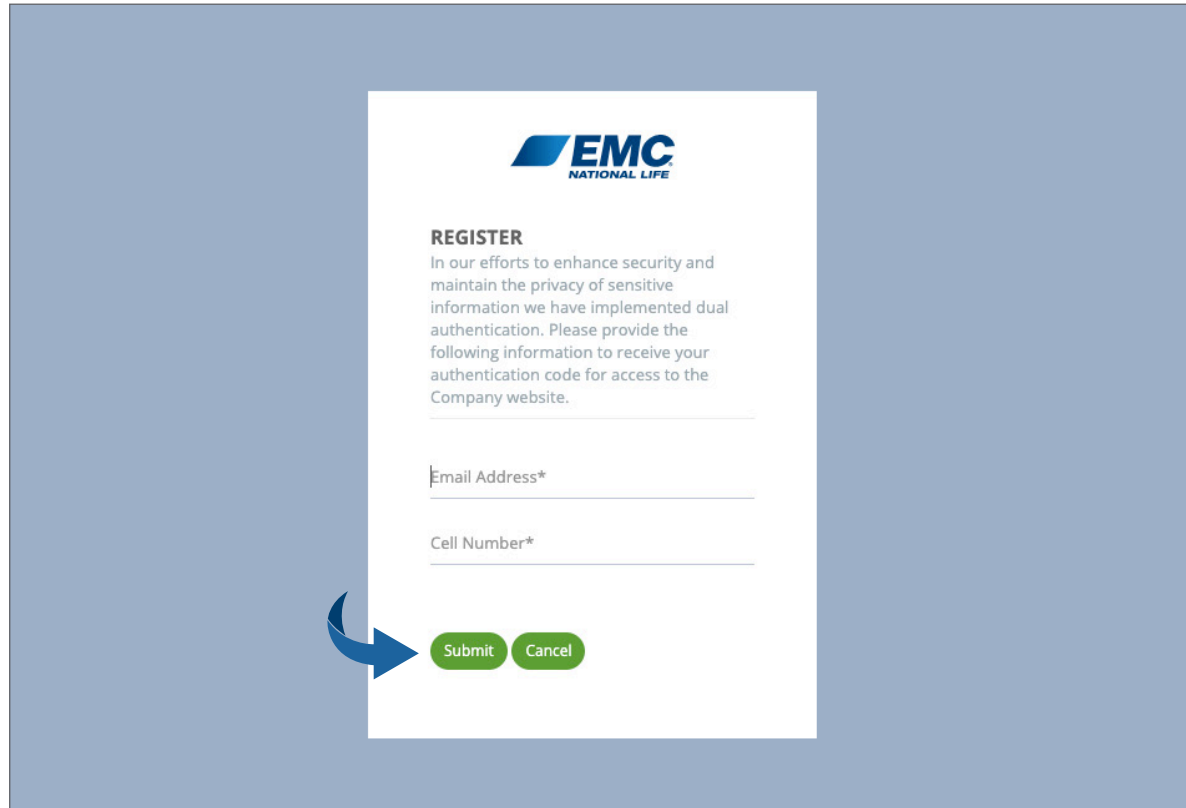
I Accept the Electronic Access Agreement

[Back](#) [Privacy Policy](#) [Sign Up](#)

The SSN field must be entered without dashes

STEP 4

A box will pop up for you to register for **Dual Authentication**. Enter an email and cell phone number that you can easily access when logging into the website. Then click **Submit**.



The screenshot shows a white registration pop-up box centered on a blue background. At the top of the box is the EMC National Life logo. Below the logo, the heading "REGISTER" is followed by a paragraph explaining the purpose of dual authentication. Two input fields are provided: "Email Address*" and "Cell Number*", each with a horizontal line below it. At the bottom of the box, there are two green buttons: "Submit" and "Cancel". A blue arrow points from the left towards the "Submit" button.

EMC
NATIONAL LIFE

REGISTER

In our efforts to enhance security and maintain the privacy of sensitive information we have implemented dual authentication. Please provide the following information to receive your authentication code for access to the Company website.


Email Address*

Cell Number*

Submit Cancel

STEP 5

Verify your identity. Choose one of the options, email or text, to receive the dual authentication code. Then click **Submit**.



The screenshot shows a white form centered on a blue background. At the top of the form is the EMC National Life logo. Below the logo is the heading "VERIFY YOUR IDENTITY" followed by a paragraph explaining the security measure. A horizontal line separates the explanatory text from the selection options. The options are "Phone xxx-xxx-5555" with a radio button for "Text" and "Email m...@gmail.com" with a radio button for "Email". At the bottom of the form are two green buttons: "Submit" and "Cancel". A grey arrow points from the left towards the "Submit" button.

EMC
NATIONAL LIFE

VERIFY YOUR IDENTITY

In our efforts to enhance security and maintain the privacy of sensitive information we have implemented dual authentication. Please provide the following information to receive your authentication code for access to the Company website.

For your security, you will be sent an authorization code.

Choose one of the options to receive the code.

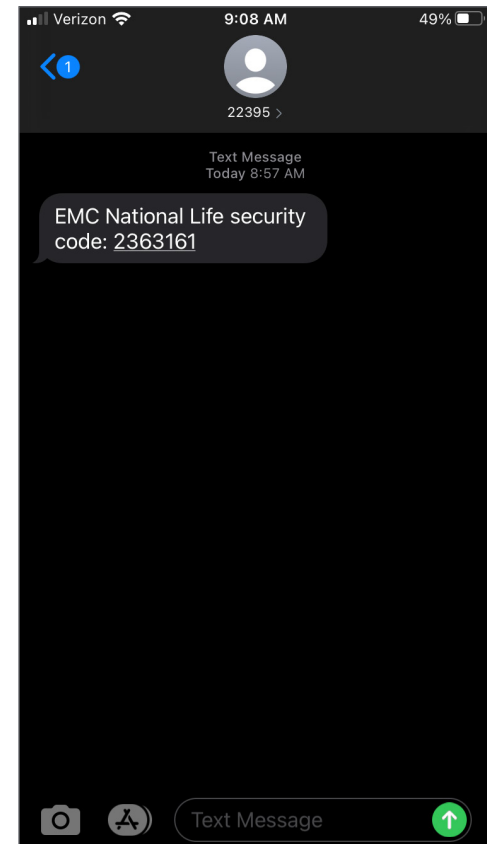
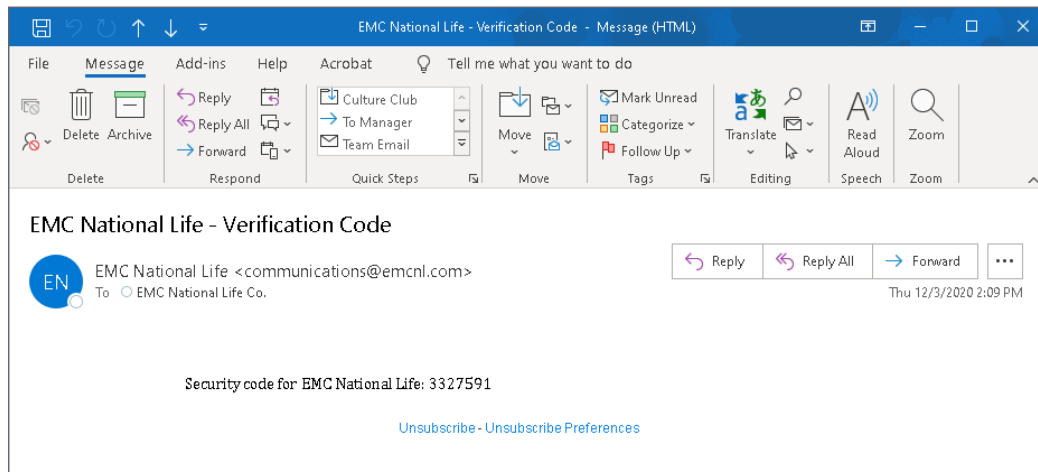
Phone xxx-xxx-5555
 Text

Email m...@gmail.com
 Email

Submit **Cancel**

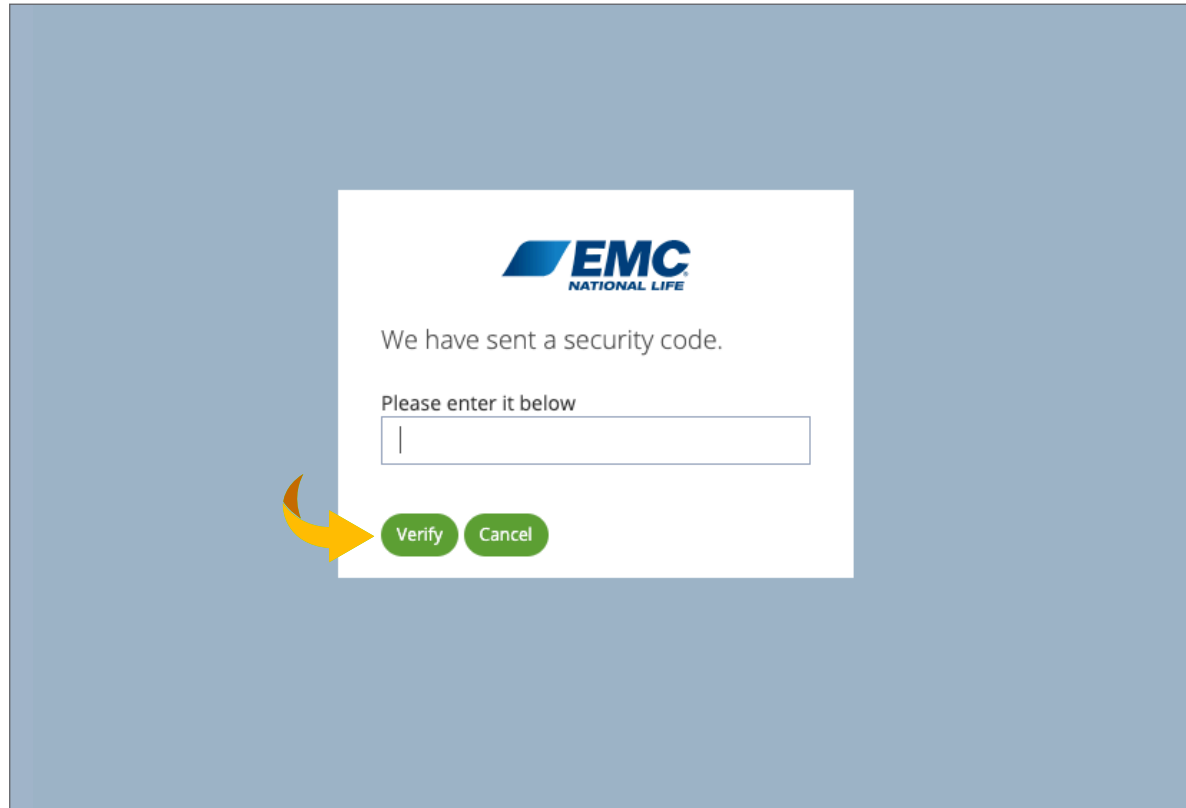
STEP 6


You will receive your security code via text or email.
Be sure to check your spam, junk or trash folders in case your system blocks this type of email.



STEP 7


Enter the security code you received via email or text. Click **Verify**.





We have sent a security code.

Please enter it below



STEP 8

You are now fully registered and logged into the policyowner website. To ensure website security measures, policyowners are required to enter a dual authentication code **once every four hours**.

The screenshot displays the EMC National Life policyowner website interface. At the top left is the EMC National Life logo. At the top right, it says "WELCOME, JANE DOE" with a user icon. Below this is a navigation bar with links for "Policy Information", "File Transfer", "Forms", "Questions", and "Contact Us". The main content area is titled "Home" and features a "Policy Information" section for policy "ABC12345 TERM LIFE". Underneath, the owner's name "JANE DOE" and address are listed. A "Policy Summary" table provides key details:

Field	Value
Insured	JANE DOE
Effective Date	1/1/2000
Paid To Date	1/2/2021
Face Amount	\$500,000
Premium Amount	\$64.88
Frequency of Payment	MONTHLY
Billing	DIRECT DEPOSIT

Below the table, there is a "Policy Details" section with a link to "Selected Benefits".



QUESTIONS?

If you have questions or need assistance, please contact your life sales representative or our call center at 800-232-5818, press 121.